

**Alamo Community College District**  
**Analysis of Grades and Enrollment**  
**for**  
**Selection**  
**of**  
**Additional Achieving the Dream Gatekeeper Courses**

**August 26, 2004**

**Student Outcomes Assessment & Research Center**  
**(SOAR)**

## **Analysis of Grades and Enrollment for Selection of Additional Gatekeeper Courses**

The "Achieving the Dream" initiative seeks to increase the success rates of low income students and students of color at community colleges. To gauge the impact of the initiative as a whole, the ACCD colleges are to document the percentage of students who enroll in and successfully complete gatekeeper courses. While Math 1314 and English 1301 have already been designated as gatekeeper courses by the Lumina Foundation for Education (this initiative's major investor), colleges can also include additional gatekeeper courses for review over the course of the project.

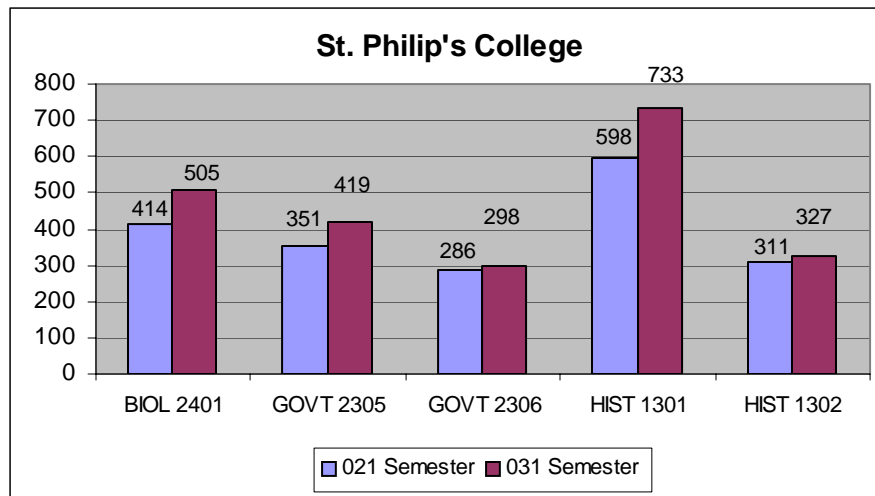
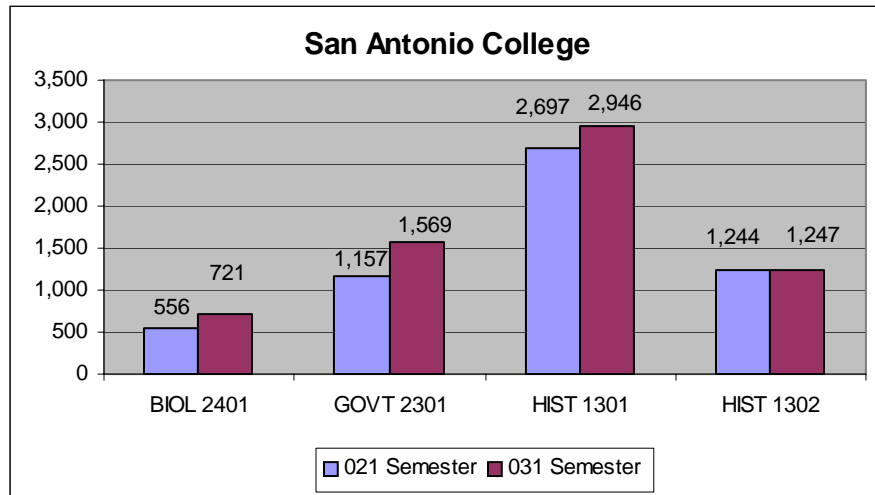
At the Regional Data Workshop held in Dallas, Texas on August 4-6, 2004, the College's Data Team representatives agreed to select additional gatekeeper courses based on the parameters:

1. Course is included in the college's core curriculum.
2. Course has high enrollments.
3. Course has high failure rates.

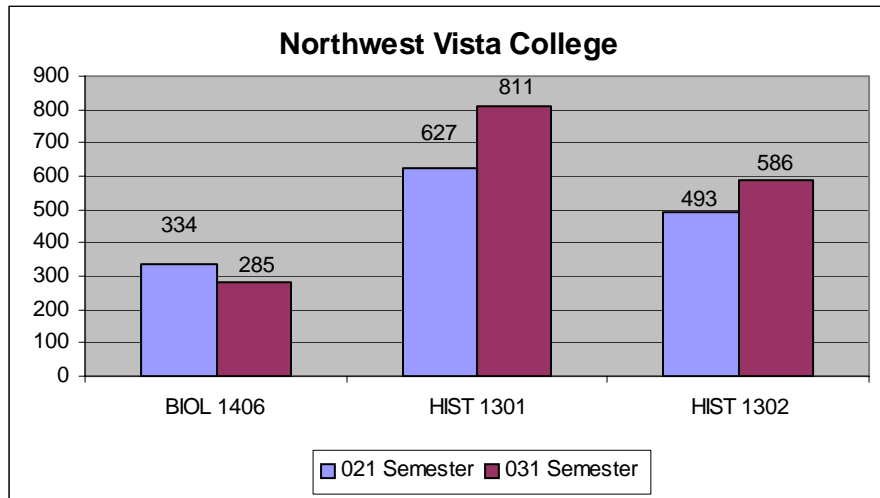
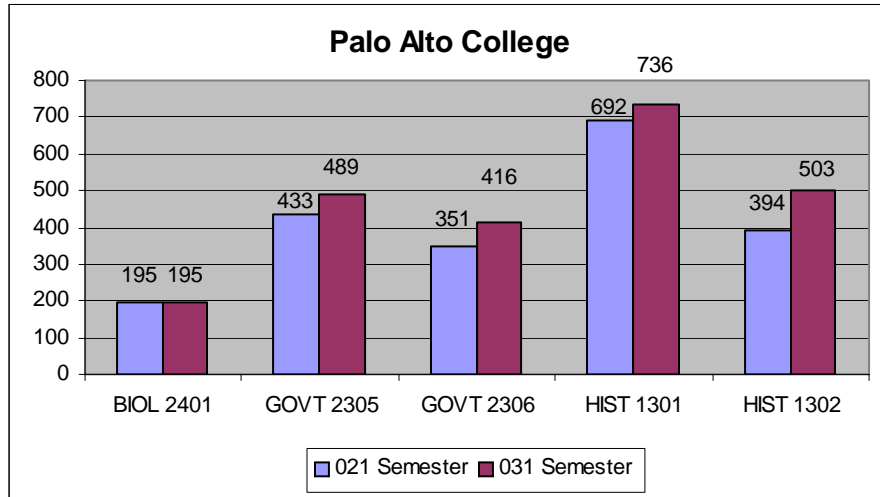
The data presented in the following pages is based on a program written by Information Technologies. It lists possible gatekeeper courses from the core curriculum areas. It excludes labs and audits. A table and graphs showing the courses with the highest number of students with D, F, W grades for the semesters reviewed for each of the colleges is followed by the corresponding data for each college.

**Core Curriculum Courses with Highest Number of Students  
With D, F, W Grades  
in  
Both Fall 2002 & 2003 Semesters**

College	SAC	SPC	PAC	NVC
<b>Courses</b>	HIST 1301	HIST 1301	HIST 1301	HIST 1301
	HIST 1302	BIOL 2401	GOVT 2305	HIST 1302
	GOVT 2301	GOVT 2305	HIST 1302	BIOL 1406
	BIOL 2401	HIST 1302	GOVT 2306	
		GOVT 2306	BIOL 2401	



**Core Curriculum Courses with Highest Number of Students  
With D, F, W Grades  
in  
Both Fall 2002 & 2003 Semesters**



**San Antonio College  
Possible Gatekeeper Courses**

<b>Course</b>	<b>Term</b>	<b>Enrolled</b>	<b>ABC Grades</b>	<b>Failure Rate</b>	<b>Withdraw Rate</b>	<b>Combine Fail Rate</b>
ANTH2301	20021	178	143	9.55%	10.11%	19.66%
	20031	289	249	6.92%	6.92%	13.84%
ASTR1170	20021	75	67	2.67%	8.00%	10.67%
	20031	79	54	10.13%	21.52%	31.65%
ASTR1370	20021	1,032	693	11.53%	21.32%	32.85%
	20031	990	676	10.71%	21.01%	31.72%
ASTR1371	20021	52	35	9.62%	23.08%	32.70%
	20031	45	32	13.33%	15.56%	28.89%
BIOL1308	20021	258	148	19.77%	22.87%	42.64%
	20031	274	145	19.34%	27.74%	47.08%
BIOL1322	20021	248	203	2.82%	15.32%	18.14%
	20031	320	239	7.19%	18.12%	25.31%
BIOL1371	20021	109	86	5.50%	15.60%	21.10%
	20031	170	128	13.53%	11.18%	24.71%
BIOL1406	20021	1,333	695	16.20%	31.66%	47.86%
	20031	482	305	16.39%	20.33%	36.72%
BIOL1407	20021	395	290	10.13%	16.46%	26.59%
	20031	370	289	9.73%	12.16%	21.89%
BIOL1408	20031	677	344	20.53%	28.66%	49.19%
BIOL1409	20031	24	18	12.50%	12.50%	25.00%
BIOL1411	20021	15	12	13.33%	6.67%	20.00%
	20031	13	8	0.00%	38.46%	38.46%
BIOL1413	20021	12	5	16.67%	41.67%	58.34%
	20031	14	10	7.14%	21.43%	28.57%
BIOL2306	20021	140	105	12.14%	12.86%	25.00%
	20031	98	73	9.18%	16.33%	25.51%
BIOL2370	20021	19	6	10.53%	57.89%	68.42%
	20031	44	24	11.36%	34.09%	45.45%
BIOL2401	20021	1,278	722	9.47%	34.04%	43.51%
	20031	1,589	868	12.33%	33.04%	45.37%
BIOL2402	20021	681	519	5.87%	17.91%	23.78%
	20031	828	625	6.28%	18.24%	24.52%
BIOL2404	20031	117	68	20.51%	21.37%	41.88%
BIOL2416	20021	25	19	4.00%	20.00%	24.00%
	20031	23	15	4.35%	30.43%	34.78%
BIOL2420	20021	469	348	3.20%	22.60%	25.80%
	20031	508	361	5.12%	23.82%	28.94%
BIOL2421	20021	22	17	9.09%	13.64%	22.73%
	20031	24	22	0.00%	8.33%	8.33%
BIOL2473	20031	17	15	11.76%	0.00%	11.76%
CHEM1105	20021	60	49	1.67%	16.67%	18.34%
	20031	517	400	4.64%	17.99%	22.63%
CHEM1107	20031	40	37	0.00%	5.00%	5.00%
CHEM1111	20021	116	103	0.86%	10.34%	11.20%
	20031	111	94	5.41%	9.91%	15.32%

**San Antonio College  
Possible Gatekeeper Courses**

<b>Course</b>	<b>Term</b>	<b>Enrolled</b>	<b>ABC Grades</b>	<b>Failure Rate</b>	<b>Withdraw Rate</b>	<b>Combine Fail Rate</b>
CHEM1112	20021	58	53	3.45%	5.17%	8.62%
	20031	43	40	6.98%	0.00%	6.98%
CHEM1305	20021	850	532	10.24%	27.18%	37.42%
	20031	1,001	614	14.29%	24.38%	38.67%
CHEM1307	20021	182	143	3.85%	17.58%	21.43%
	20031	202	136	9.90%	22.77%	32.67%
CHEM1311	20021	157	115	7.64%	19.11%	26.75%
	20031	166	112	10.24%	22.29%	32.53%
CHEM1312	20021	78	46	20.51%	20.51%	41.02%
	20031	61	41	21.31%	11.48%	32.79%
CHEM1411	20021	352	203	7.95%	34.38%	42.33%
	20031	347	181	15.27%	32.56%	47.83%
CHEM1412	20021	139	95	5.04%	26.62%	31.66%
	20031	150	97	7.33%	28.00%	35.33%
CHEM1475	20021	7	7	0.00%	0.00%	0.00%
CHEM1476	20021	7	7	0.00%	0.00%	0.00%
	20031	18	11	5.56%	33.33%	38.89%
CHEM2223	20021	78	63	1.28%	17.95%	19.23%
	20031	81	60	1.23%	24.69%	25.92%
CHEM2225	20021	40	38	0.00%	5.00%	5.00%
	20031	32	28	0.00%	12.50%	12.50%
CHEM2323	20021	96	54	10.42%	33.33%	43.75%
	20031	118	67	9.32%	33.90%	43.22%
CHEM2325	20021	46	33	2.17%	26.09%	28.26%
	20031	46	30	13.04%	21.74%	34.78%
GEOG1171	20031	21	15	9.52%	19.05%	28.57%
GEOG1301	20021	156	97	22.44%	15.38%	37.82%
	20031	240	151	17.92%	19.17%	37.09%
GEOG1371	20031	10	2	10.00%	70.00%	80.00%
GEO1104	20031	20	17	0.00%	15.00%	15.00%
GEO1301	20021	686	512	14.29%	11.08%	25.37%
	20031	807	519	18.46%	17.22%	35.68%
GEO1304	20031	25	20	0.00%	20.00%	20.00%
GEO1305	20021	59	47	10.17%	10.17%	20.34%
	20031	72	61	8.33%	6.94%	15.27%
GEO1345	20031	7	7	0.00%	0.00%	0.00%
GEO1403	20021	460	327	10.00%	18.91%	28.91%
	20031	453	312	12.36%	18.76%	31.12%
GOVT2301	20021	3,887	2,730	11.27%	18.50%	29.77%
	20031	4,296	2,727	14.59%	21.93%	36.52%
GOVT2302	20021	2,503	2,005	8.23%	11.67%	19.90%
	20031	2,693	2,035	10.95%	13.48%	24.43%
GOVT2305	20021	42	38	7.14%	2.38%	9.52%
	20031	57	48	1.75%	14.04%	15.79%

**San Antonio College  
Possible Gatekeeper Courses**

<b>Course</b>	<b>Term</b>	<b>Enrolled</b>	<b>ABC Grades</b>	<b>Failure Rate</b>	<b>Withdraw Rate</b>	<b>Combine Fail Rate</b>
GOVT2306	20021	106	103	0.94%	1.89%	2.83%
	20031	41	34	7.32%	9.76%	17.08%
HIST1301	20021	5,559	2,862	13.06%	35.46%	48.52%
	20031	5,940	2,994	15.77%	33.82%	49.59%
HIST1302	20021	3,568	2,324	10.68%	24.19%	34.87%
	20031	3,646	2,399	11.63%	22.57%	34.20%
HIST2301	20021	86	33	19.77%	41.86%	61.63%
	20031	102	38	26.47%	36.27%	62.74%
PHYS1110	20031	19	14	0.00%	26.32%	26.32%
PHYS1305	20021	164	117	11.59%	17.07%	28.66%
	20031	160	105	13.12%	21.25%	34.37%
PHYS1307	20021	12	10	8.33%	8.33%	16.66%
	20031	11	9	9.09%	9.09%	18.18%
PHYS1311	20031	12	6	33.33%	16.67%	50.00%
PHYS1401	20021	223	164	7.62%	18.83%	26.45%
	20031	237	149	8.44%	28.69%	37.13%
PHYS1402	20021	126	118	0.79%	5.56%	6.35%
	20031	106	96	1.89%	7.55%	9.44%
PHYS1570	20021	96	70	9.38%	17.71%	27.09%
	20031	112	62	12.50%	32.14%	44.64%
PHYS2570	20021	106	65	27.36%	11.32%	38.68%
	20031	67	52	10.45%	11.94%	22.39%

**St. Philip's College  
Possible Gatekeeper Courses**

<b>Course</b>	<b>Term</b>	<b>Enrolled</b>	<b>ABC Grades</b>	<b>Failure Rate</b>	<b>Withdraw Rate</b>	<b>Combine Fail Rate</b>
BIOL1408	20021	512	389	5.66%	18.36%	24.02%
	20031	606	448	6.27%	19.80%	26.07%
BIOL1409	20021	271	231	6.64%	8.12%	14.76%
	20031	324	278	4.63%	9.57%	14.20%
BIOL2401	20021	1,105	691	12.13%	25.34%	37.47%
	20031	1,390	885	9.35%	26.98%	36.33%
CHEM1411	20021	315	223	4.13%	25.08%	29.21%
	20031	285	209	4.21%	22.46%	26.67%
CHEM1412	20021	155	115	7.74%	18.06%	25.80%
	20031	185	161	1.62%	11.35%	12.97%
GOVT2305	20021	1,436	1,085	11.42%	13.02%	24.44%
	20031	1,606	1,187	13.01%	13.08%	26.09%
GOVT2306	20021	1,082	796	10.81%	15.62%	26.43%
	20031	1,128	830	14.01%	12.41%	26.42%
HIST1301	20021	1,864	1,266	13.63%	18.45%	32.08%
	20031	2,067	1,334	12.14%	23.32%	35.46%
HIST1302	20021	1,325	1,014	11.17%	12.30%	23.47%
	20031	1,436	1,109	8.01%	14.76%	22.77%
KINE1101	20021	46	34	6.52%	19.57%	26.09%
	20031	84	62	3.57%	22.62%	26.19%
KINE1102	20021	14	9	7.14%	28.57%	35.71%
	20031	17	15	11.76%	0.00%	11.76%
KINE1103	20021	92	64	9.78%	20.65%	30.43%
	20031	165	124	7.27%	17.58%	24.85%
KINE1104	20021	85	59	2.35%	28.24%	30.59%
	20031	107	86	6.54%	13.08%	19.62%
KINE1105	20021	46	32	2.17%	28.26%	30.43%
	20031	33	30	0.00%	9.09%	9.09%
KINE1106	20021	399	270	7.02%	25.31%	32.33%
	20031	445	329	9.89%	16.18%	26.07%
KINE1107	20021	51	41	11.76%	7.84%	19.60%
	20031	61	47	6.56%	16.39%	22.95%
KINE1108	20021	7	7	0.00%	0.00%	0.00%
	20031	8	5	12.50%	25.00%	37.50%
KINE1113	20021	50	33	10.00%	24.00%	34.00%
	20031	87	66	9.20%	14.94%	24.14%
KINE1114	20021	34	25	5.88%	20.59%	26.47%
	20031	45	27	8.89%	31.11%	40.00%
KINE1115	20021	30	24	0.00%	20.00%	20.00%
	20031	55	50	1.82%	7.27%	9.09%
KINE1116	20021	11	9	0.00%	18.18%	18.18%
	20031	13	9	7.69%	23.08%	30.77%
KINE1117	20021	27	16	11.11%	29.63%	40.74%
	20031	38	30	13.16%	7.89%	21.05%
KINE1130	20021	49	35	2.04%	26.53%	28.57%
	20031	52	43	5.77%	11.54%	17.31%

**St. Philip's College**  
**Possible Gatekeeper Courses**

<b>Course</b>	<b>Term</b>	<b>Enrolled</b>	<b>ABC Grades</b>	<b>Failure Rate</b>	<b>Withdraw Rate</b>	<b>Combine Fail Rate</b>
KINE1131	20021	13	13	0.00%	0.00%	0.00%
	20031	30	26	3.33%	10.00%	13.33%
KINE1135	20021	89	66	3.37%	22.47%	25.84%
	20031	142	109	8.45%	14.79%	23.24%
KINE1140	20021	182	130	6.04%	22.53%	28.57%
	20031	208	154	9.13%	16.83%	25.96%
KINE1141	20021	17	8	11.76%	41.18%	52.94%
	20031	23	19	13.04%	4.35%	17.39%
KINE2155	20031	6	5	16.67%	0.00%	16.67%
PHYS1401	20021	157	125	2.55%	17.83%	20.38%
	20031	142	95	7.75%	25.35%	33.10%
PHYS1402	20021	64	55	0.00%	14.06%	14.06%
	20031	74	67	1.35%	8.11%	9.46%

**Palo Alto College  
Possible Gatekeeper Courses**

<b>Course</b>	<b>Term</b>	<b>Enrolled</b>	<b>ABC Grades</b>	<b>Failure Rate</b>	<b>Withdraw Rate</b>	<b>Combine Fail Rate</b>
BIOL1308	20021	22	20	0.00%	9.09%	9.09%
BIOL1322	20021	229	158	9.17%	21.83%	31.00%
	20031	305	193	11.48%	25.25%	36.73%
BIOL1406	20021	150	118	8.00%	13.33%	21.33%
	20031	186	137	5.91%	20.43%	26.34%
BIOL1407	20021	67	60	2.99%	7.46%	10.45%
	20031	48	34	12.50%	16.67%	29.17%
BIOL1408	20021	541	406	10.72%	14.23%	24.95%
	20031	563	444	9.77%	11.37%	21.14%
BIOL1409	20021	204	162	10.78%	9.80%	20.58%
	20031	131	111	12.98%	2.29%	15.27%
BIOL1411	20021	88	71	7.95%	11.36%	19.31%
	20031	38	31	13.16%	5.26%	18.42%
BIOL1413	20021	128	104	8.59%	10.16%	18.75%
	20031	47	38	4.26%	14.89%	19.15%
BIOL2106	20021	27	9	59.26%	7.41%	66.67%
	20031	70	35	24.29%	25.71%	50.00%
BIOL2306	20021	404	295	12.38%	14.60%	26.98%
	20031	555	377	15.32%	16.76%	32.08%
BIOL2401	20021	429	234	10.26%	35.20%	45.46%
	20031	441	246	15.42%	28.80%	44.22%
BIOL2402	20021	209	162	6.70%	15.79%	22.49%
	20031	246	171	9.76%	20.73%	30.49%
CHEM1111	20021	186	146	5.91%	15.59%	21.50%
	20031	170	121	8.82%	20.00%	28.82%
CHEM1112	20021	81	74	1.23%	7.41%	8.64%
	20031	90	70	12.22%	10.00%	22.22%
CHEM1311	20021	269	177	13.75%	20.45%	34.20%
	20031	249	148	18.07%	22.49%	40.56%
CHEM1312	20021	95	72	13.68%	10.53%	24.21%
	20031	115	87	16.52%	7.83%	24.35%
CHEM1406	20021	238	183	5.46%	17.65%	23.11%
	20031	256	173	9.38%	23.05%	32.43%
CHEM1407	20021	74	63	2.70%	12.16%	14.86%
	20031	63	58	1.59%	6.35%	7.94%
ENVR1401	20021	20	19	0.00%	5.00%	5.00%
	20031	5	3	20.00%	20.00%	40.00%
GEOL1401	20021	20	16	10.00%	10.00%	20.00%
	20031	50	44	6.00%	6.00%	12.00%
GEOL1402	20021	13	12	0.00%	7.69%	7.69%
GEOL1403	20021	144	125	6.94%	6.25%	13.19%
	20031	166	134	3.01%	16.27%	19.28%
GEOL1404	20021	79	66	11.39%	5.06%	16.47%
	20031	77	65	3.90%	11.69%	15.59%

**Palo Alto College  
Possible Gatekeeper Courses**

<b>Course</b>	<b>Term</b>	<b>Enrolled</b>	<b>ABC Grades</b>	<b>Failure Rate</b>	<b>Withdraw Rate</b>	<b>Combine Fail Rate</b>
GOVT2305	20021	1,818	1,385	12.21%	11.61%	23.82%
	20031	1,990	1,501	11.46%	13.12%	24.58%
GOVT2306	20021	1,237	886	11.48%	16.90%	28.38%
	20031	1,521	1,105	11.77%	15.57%	27.34%
HIST1301	20021	2,111	1,419	15.44%	17.34%	32.78%
	20031	2,277	1,541	13.79%	18.53%	32.32%
HIST1302	20021	1,725	1,331	11.01%	11.83%	22.84%
	20031	1,845	1,342	13.01%	14.25%	27.26%
PHYS1105	20021	27	22	0.00%	18.52%	18.52%
	20031	77	70	3.90%	5.19%	9.09%
PHYS1305	20021	32	26	3.13%	15.63%	18.76%
	20031	83	77	2.41%	4.82%	7.23%
PHYS1401	20021	142	119	4.23%	11.97%	16.20%
	20031	117	93	0.85%	19.66%	20.51%
PHYS1402	20021	83	73	3.61%	8.43%	12.04%
	20031	49	46	0.00%	6.12%	6.12%
PHYS1570	20021	33	24	6.06%	21.21%	27.27%
	20031	19	14	5.26%	21.05%	26.31%

**Northwest Vista College  
Possible Gatekeeper Courses**

<b>Course</b>	<b>Term</b>	<b>Enrolled</b>	<b>ABC Grades</b>	<b>Failure Rate</b>	<b>Withdraw Rate</b>	<b>Combine Fail Rate</b>
BIOL1322	20021	292	222	7.53%	16.44%	23.97%
	20031	404	319	9.16%	11.88%	21.04%
BIOL1406	20021	1,178	844	9.85%	18.51%	28.36%
	20031	1,042	757	10.27%	17.08%	27.35%
BIOL1407	20021	406	340	5.17%	11.08%	16.25%
	20031	390	319	5.90%	12.31%	18.21%
BIOL1408	20031	1	1	0.00%	0.00%	0.00%
BIOL1411	20021	6	4	16.67%	16.67%	33.34%
	20031	23	18	4.35%	17.39%	21.74%
BIOL1413	20021	27	22	3.70%	14.81%	18.51%
	20031	21	16	4.76%	19.05%	23.81%
BIOL2306	20021	225	174	8.44%	14.22%	22.66%
	20031	204	161	7.35%	13.73%	21.08%
BIOL2401	20021	380	277	8.68%	18.42%	27.10%
	20031	454	321	5.95%	23.35%	29.30%
BIOL2402	20021	202	169	3.96%	12.38%	16.34%
	20031	264	223	4.92%	10.61%	15.53%
BIOL2404	20031	15	9	20.00%	20.00%	40.00%
BIOL2420	20021	93	84	4.30%	5.38%	9.68%
CHEM1305	20021	190	142	8.95%	16.32%	25.27%
	20031	286	204	10.49%	18.18%	28.67%
CHEM1307	20021	62	44	11.29%	17.74%	29.03%
	20031	98	87	2.04%	9.18%	11.22%
CHEM1311	20021	337	177	17.21%	30.27%	47.48%
	20031	301	174	11.96%	30.23%	42.19%
CHEM1312	20021	117	66	16.24%	27.35%	43.59%
	20031	122	79	13.93%	21.31%	35.24%
CHEM2323	20021	55	36	10.91%	23.64%	34.55%
	20031	54	34	20.37%	16.67%	37.04%
CHEM2325	20031	15	13	13.33%	0.00%	13.33%
GEOL1403	20021	112	86	7.14%	16.07%	23.21%
	20031	148	120	9.46%	9.46%	18.92%
GEOL1404	20021	56	44	8.93%	12.50%	21.43%
	20031	36	28	13.89%	8.33%	22.22%
GOVT2301	20021	1,721	1,436	5.58%	10.98%	16.56%
	20031	196	155	5.61%	15.31%	20.92%
GOVT2302	20021	1,459	1,161	8.64%	11.79%	20.43%
HIST1301	20021	2,209	1,582	11.41%	16.98%	28.39%
	20031	2,503	1,692	13.18%	19.22%	32.40%
HIST1302	20021	2,014	1,521	9.48%	15.00%	24.48%
	20031	2,115	1,529	11.82%	15.89%	27.71%
HIST2321	20021	51	32	9.80%	27.45%	37.25%
	20031	71	41	18.31%	23.94%	42.25%
HIST2322	20021	10	8	0.00%	20.00%	20.00%
	20031	39	30	2.56%	20.51%	23.07%

**Northwest Vista College  
Possible Gatekeeper Courses**

<b>Course</b>	<b>Term</b>	<b>Enrolled</b>	<b>ABC Grades</b>	<b>Failure Rate</b>	<b>Withdraw Rate</b>	<b>Combine Fail Rate</b>
HIST2372	20021	1	1	0.00%	0.00%	0.00%
	20031	1	1	0.00%	0.00%	0.00%
PHYS1301	20021	92	61	5.43%	28.26%	33.69%
	20031	146	92	6.16%	30.82%	36.98%
PHYS1302	20021	38	35	2.63%	5.26%	7.89%
	20031	58	54	0.00%	6.90%	6.90%
PHYS1305	20021	6	5	16.67%	0.00%	16.67%
	20031	13	13	0.00%	0.00%	0.00%
PHYS2425	20031	8	7	12.50%	0.00%	12.50%
PHYS2426	20031	7	7	0.00%	0.00%	0.00%