

Fulfilling Our Promise: The ACCD Story

Dr. Bruce H. Leslie, Chancellor
Alamo Community Colleges




Board of Trustees

Roberto Zárate, Chairman
Denver McClendon, Vice Chairman
Gary Beitzel, Secretary
James Rindfuss, Assistant Secretary
Dr. Bernard Weiner
Jennifer Ramos
Marcelo Casillas
Dr. Gene Sprague
Charles Conner




Leadership Team

Dr. Richard Drum, Interim Vice Chancellor for Administration
Dr. Federico Zaragoza, Vice Chancellor for Economic & Workforce Development
Dr. Jackie Claunch, President, Northwest Vista College
Dr. Ana "Cha" Guzmán, President, Palo Alto College
Dr. Adena Williams Loston, President, St. Philip's College
Dr. Eric Reno, President, Northeast Lakeview College
Dr. Robert Zeigler, President, San Antonio College




How Many Students?

District Wide	2006-2007	74,919
San Antonio College	30,880	
Northwest Vista College	14,264	
St Philip's College	14,084	
Palo Alto College	11,945	
Northeast Lakeview College	3,746	

How Many Colleges?

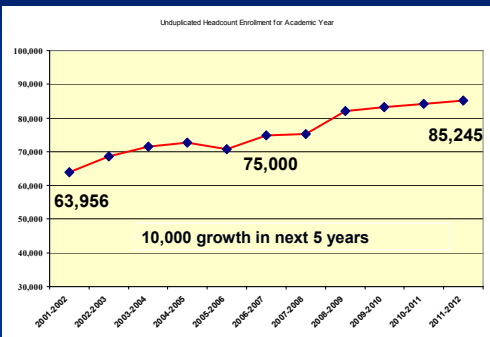
5 Colleges:

- Northeast Lakeview College
- Northwest Vista College
- Palo Alto College
- St. Philip's College
- San Antonio College



Student Growth

Unduplicated Headcount Enrollment for Academic Year



Academic Year	Enrollment
2001-2002	63,956
2002-2003	~68,000
2003-2004	~70,000
2004-2005	~72,000
2005-2006	~70,000
2006-2007	75,000
2007-2008	~78,000
2008-2009	~82,000
2009-2010	~84,000
2010-2011	~85,000
2011-2012	85,245

10,000 growth in next 5 years

In 2005-2006, Our Students Were...

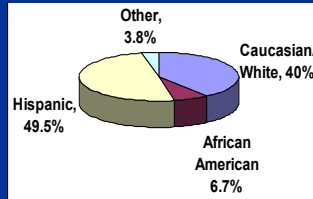
Average Age:

- 25.4

Gender:

- Male 40.7%
- Female 59.3%

Ethnicity:



What is Annual Tuition?

Alamo Community Colleges = \$1,406
 UTSA = \$5,280
 Texas A&M at Kingsville = \$3,432
 Trinity University = \$24,864
 Incarnate Word University = \$13,560

Based on 1-year (fall and spring), 12 hours + lab
 As of March 2007

What is ACCD Economic Impact?

CC Benefits Study (Oct. 2005)-
 Over \$2.2 Billion Annually

Economic Impact

- Toyota
 - Trained 4,993 employees and assessed 38,000 applicants
- Aerospace & Defense Companies
 - 4,895 employees trained
- Health & Medical Cluster
 - 2,522 medical employees trained
- City of San Antonio
 - 2,441 city employees trained



Area Highlights

Alamo Region Population Growth 2005- 2015

Atascosa	10,000
Bandera	4,300
Comal	21,800
Guadalupe	20,000
Kendall	7,000
Kerr	2,700
Wilson	<u>9,000</u>
	74,800
Bexar County	<u>152,105</u>
	226,905

Source: Texas State Data Center; Office of the State Demographer

Program Responses

Headcount Growth Indicators (Since 2001)

- 31% or 1,250 headcount increase in dual credit students from 2001-2005 reaching 5,276
- Nursing and Allied Health headcount has more than doubled (from 659 in 2000 to 1,603 in 2006)
- Only 30% of qualified applicants are accepted into the Nursing program
- 142% increase in internet headcount (from 4,634 in 2001 to 11,228 in 2005)

Closing The Gaps



High School Graduation Rate:

- Bexar County ranked 238 of 254
- Dropout Rate 34th highest of 254 (220 had lower rate)

Central Texas Technology Center New Braunfels/Sequin




One facility, served by all 5 colleges

557 credit students enrolled;
100 CE students

Programs offered include automotive, building trades, computer science, welding, criminal justice, and general education classes



New Service Area Centers



Central Texas Technology Center (25,123 sq. ft.)
New Braunfels

Kerrville Center (19,000 sq. ft.)

Floresville Center (70,000 sq. ft.)

Westside Education Training Center (26,530 sq. ft.)

Low-Woods Educational and Community Complex
(5,000 sq. ft.)

How ACCD Measures



Nursing Graduates

- Largest # of Hispanic Degrees in TX (359 for 2005-06)

Distance Learning

- Largest # of students in TX (11,228 in Fall 05)


Completion Rate

- 2nd among state peers (3,247 degrees)
- 1st in awards to Hispanics (1,860)

Transfer Rate

- 25% vs State Peer avg. of 22%

How ACCD Measures



Placement Rate

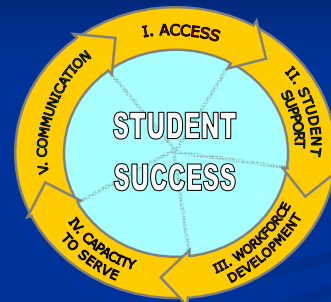

- 93.5% vs 90.5*

International Education

- ACCD ranks at the bottom of our peers in international students (385 students)

*THECB Official placement rate for 2005-06

ACCD Strategic Plan



Tax Rate

ACCD	M&O Rate	\$0.09230
	CIP Bond	<u>0.04475</u>
		\$0.13705

Region Tax Rate:

- Austin \$0.096 + .0065 = 0.0965
- Coastal Bend \$0.154
- Del Mar \$0.1909 + 0.0648 = 0.2557

Tax rate for ACCD is in the bottom quartile or 13th lowest of 50 Texas community colleges

(58) CIP Projects

	Cost	SQ. Footage	Completion Date
Northeast Lakeview College	\$125 million	366,500	Fall 2009
Northwest Vista College	\$106 million	344,000	Fall 2009
Palo Alto College	\$55 million	113,600	Fall 2009
St. Philip's College	\$67.5 million	235,700	Fall 2008
San Antonio College	\$79 million	210,200	Fall 2008
Information Technology	\$17.5 million		Fall 2009

On time, on Budget, Fulfilling our Promise

32 Months from Bond Approval

- Peers at 55 Months
- Rapid Pace diminishes Inflation impact

All Projects completed by Spring, 2009

Bond Ratings

MOODYS = AA2

STANDARD AND POORS = AA

Good Bond Stewardship

\$450,000,000

Composit TIC 4.526%

Total interest savings from original projections = \$133,160,130

Future Initiatives

- Baldrige Award
- Service Area Centers
- Achieving the Dream
- Community Partnerships
- College Connections
- First Responders (Fire) Training
- Innovation Center for Renewable Energy
- Student Pathways
- North Central College



Please accept our invitation to utilize
this wonderful asset –
your Alamo Community Colleges



Thank You!